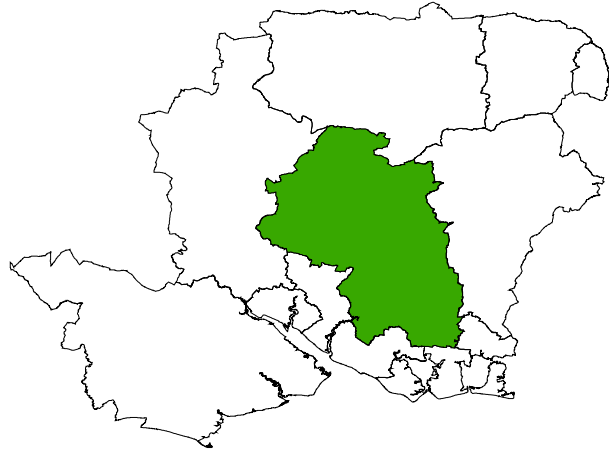
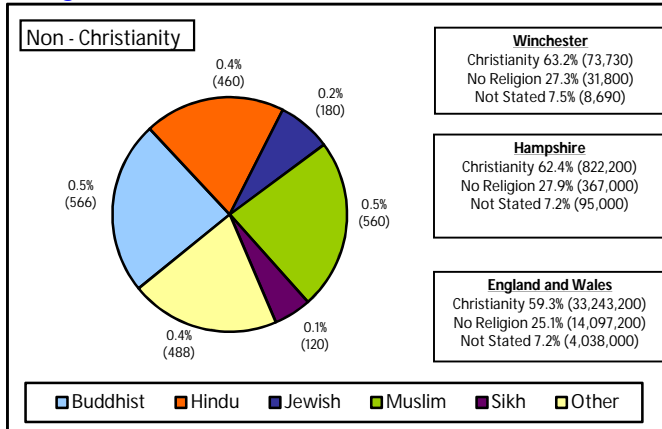


# 2011 Census Equality and Diversity Profile Winchester

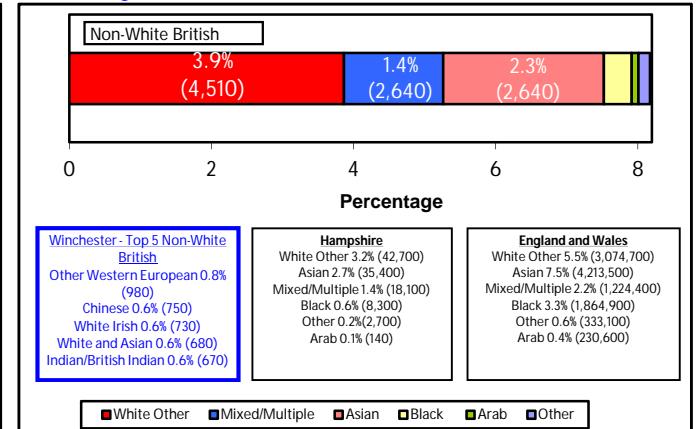


## Religion



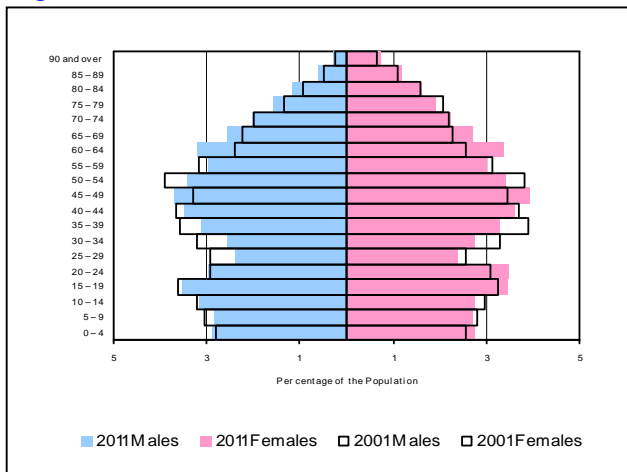
Christianity remains the largest religion in Winchester at 63.2%. Buddhist is the next biggest religion at 0.5% followed closely by Muslim (0.5%) and Other (0.4%). A large percentage said that they had no religion (27.3%), whilst 7.5% did not state any religion at all.

## Ethnicity



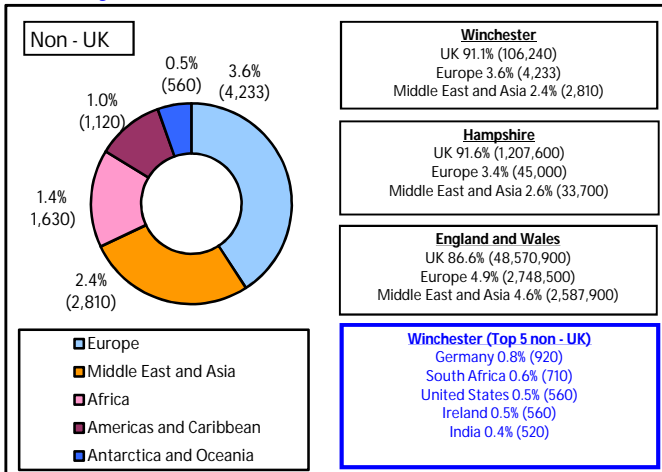
91.8% of Winchester's resident population are 'White - British'. Those in other ethnic groups account for 8.2%. The ethnic group 'White Other' accounts for 3.9% including White Irish individuals, amongst others. The Asian ethnic group accounts for 2.3% encompassing Indian ethnicity, with others.

## Age Structure



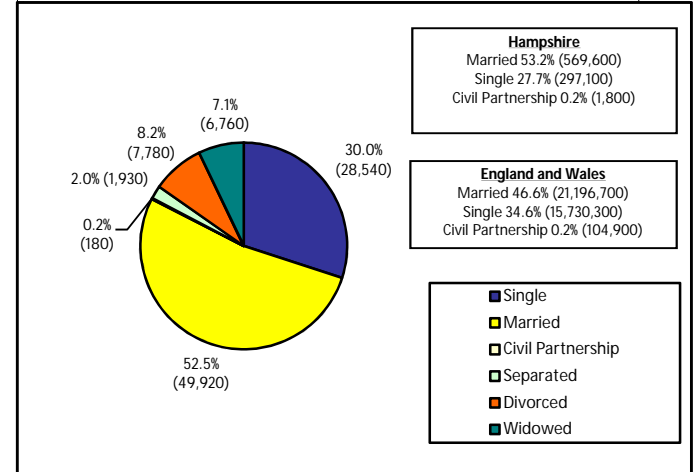
Between 2001 and 2011 there has been a decrease in the percentage of the working age population from 64.2% to 62.9%. There has been a particularly large decline amongst young adults aged 25-39 (from 19.5% to 16.6%).

## Country of Birth



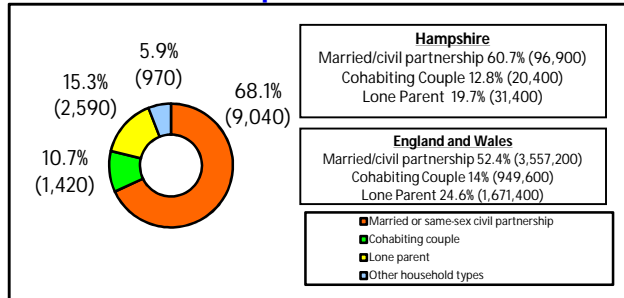
91.1% of Winchester's population were born in the UK. At 3.6% Europe is the next largest, including Germany and Ireland. The Middle East and Asia follows at 2.4% with India most prominent at 0.4%. Africa accounts for 1.4%, with South Africa at 0.6%.

## Marital Status



52.5% of the population are married whilst 30.0% are single. Following the Civil Partnership Act of 2004, civil partnerships are now included. For Winchester they are 0.2%, the same as Hampshire and England and Wales. The proportion of widowed individuals stands at 7.1%.

## Households with Dependent Children

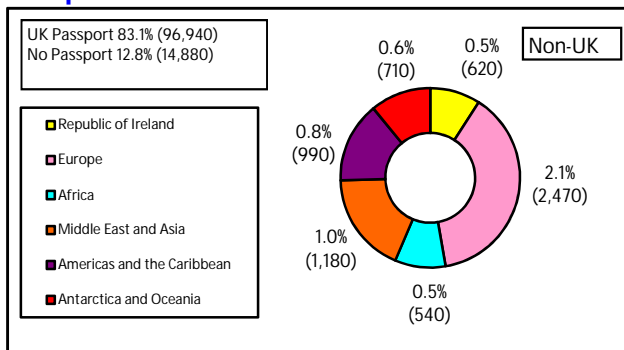


In Winchester, 13,280 households have dependent children. Of these, 68.1% are married/civil partnership households, 10.7% are cohabiting couples whilst 15.3% are lone parent.

Of these lone parent households with dependent children, 89.7% (1,810) are female headed households. Many these female lone parents are in part-time employment (42.1% 760).

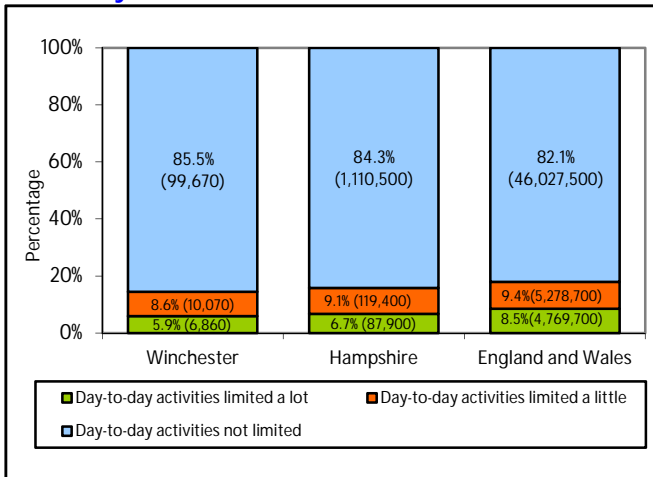
In Winchester, 1.7% (800) of households with dependent children have no adults in employment whilst 3.5% (1,640) have one person with a long term health problem or disability.

## Passports Held



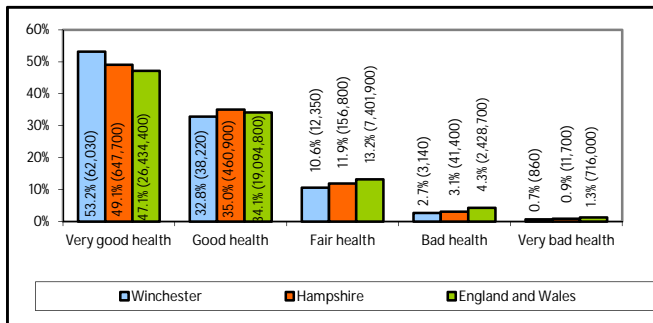
83.1% of people in Winchester have a British passport whilst 12.8% state they have no passport. Individuals with passports from European countries stand at 2.1% followed by those with a Middle East and Asian passport at 1.0%.

## Disability




In Winchester, 85.5% of the population state that their daily activities are 'not limited' by a long term illness whilst 8.6% are 'limited a little' and 5.9% are 'limited a lot' by their illness.<sup>3</sup> The proportion of Winchester's population who are 'limited a lot' is below Hampshire and England and Wales.

## General Health



Self defined general health in the district is high with 53.2% of the population choosing to describe themselves as being in very good health with 0.7% seeing themselves as having very bad health.<sup>4</sup> With regards to economic inactivity as a result of long term sickness and disability, Winchester experiences a low rate of 2.2% compared to Hampshire (2.6%) and England and Wales (4.2%).

## Language



In Winchester 97.2% of people (aged 3+) state English as their 'main language'. Other than English, Polish (0.4%) and Chinese (0.3%) are the next most common main languages. In Winchester, 1.2% of all households are shown to contain no individuals with English as a main language.<sup>5</sup>

Notes: 1 - White British includes those describing their ethnicity as English, Welsh,

Scottish, Northern Irish or British.

2 - Marital and Civil Partnership status refers to the population aged 16 and over.

3 - A long term health problem or disability is one that limits a person's day-to-day activities and has lasted, or is expected to last at least 12 months, including problems related to old age.

4 - General health is a self-assessment of a person's general state of health. People were asked whether their health was very good, good, fair, bad or very bad. This is not based on a person's health over any specified period of time.

5 - Language data refers to the population aged over 3 years.

Data for some Protected Characteristics - gender reassignment, sexual orientation, pregnancy and maternity are not included in the 2011 Census.

Source: Data used is from the Office for National Statistics (ONS) 2011 Census

<http://www.hants.gov.uk/census2011>

For more information please contact Hampshire County Council's Demography team.

<http://www3.hants.gov.uk/factsandfigures/facts-figures-contacts.htm#pop>

Hampshire in this factsheet refers to Hampshire's administrative county, excluding Portsmouth and Southampton.

