

9OI REF:	14889
RESPONSE SENT:	19/11/2024

Request and Response

1. Please provide a report using the below table, showing all **temporary agency spend (£)** for your organisation, broken down for the last 3 financial years:

Financial Year	
2021/22	£1,701,138
2022/23	£2,154,594
2023/24	£1,926,065

2. Please provide a report using the below table, showing **permanent agency spend (£)** for your organisation, broken down for the last 3 financial years:

Financial Year	
2021/22	£0
2022/23	£0
2023/24	£0

3. Please provide a report using the below table, showing all **temporary agency spend (£)** at your organisation, broken down for the last 3 years covering the following services:

- Legal & Governance Services – Legal & Elections
- Finance & Corporate Services – Executive Leadership Board & Exchequer Services

Financial Year	Legal & Governance Services	Finance & Corporate Services
2021/22	£417,680	£0

Request

2. Please provide a report using the below table, showing all **temporary agency spend (£)** for your organisation, broken down for the last 3 financial years:

Financial Year	
2021/22	
2022/23	
2023/24	


3. Please provide a report using the below table, showing **permanent agency spend (£)** for your organisation, broken down for the last 3 financial years:

Financial Year	
2021/22	
2022/23	
2023/24	

4. Please provide a report using the below table, showing all **temporary agency spend (£)** at your organisation, broken down for the last 3 years covering the following services:

- Legal & Governance Services – Legal & Elections
- Finance & Corporate Services – Executive Leadership Board & Exchequer Services

Financial Year	Legal & Governance Services	Finance & Corporate Services
2021/22		
2022/23		
2023/24		



2022/23	£573,247	£33,868
2023/24	£590,543	£48,078

4. Please provide a report using the below table, showing all **permanent agency spend (£)** at your organisation, broken down for the last 3 years covering the following services:

1. Legal & Governance Services
2. Finance & Corporate Services.

Financial Year	Legal & Governance Services	Finance & Corporate Services
2021/22	£0	£0
2022/23	£0	£0
2023/24	£0	£0

5. Please provide a breakdown of all **'off framework' agency spend (£)** at your organisation for the last 3 years covering the following services:

- Legal & Governance Services
- Finance & Corporate Services.

Financial Year	Legal & Governance Services	Finance & Corporate Services
2021/22	Nil	Nil
2022/23	Nil	Nil
2023/24	Nil	Nil

6. Do you use any of the following model(s) to manage **temporary agency recruitment** (for Legal & Governance Services; Finance & Corporate Services) at this moment in time?

- Master Vendor/Managed Service
- Neutral Vendor
- Preferred Supplier List

What model is used and when does this agreement expire?

No model used

5. Please provide a **spend (£)** at your organisation for the following services:

3. Legal & Governance Services
4. Finance & Corporate Services

Financial Year	Legal & Governance Services
2021/22	
2022/23	
2023/24	

6. Please provide a breakdown of all **'off framework' agency spend (£)** at your organisation for the last 3 years covering the following services:

- Legal & Governance Services
- Finance & Corporate Services


Financial Year	Legal & Governance Services
2021/22	
2022/23	
2023/24	

7. Do you use any of the following model(s) to manage **recruitment** (for Legal & Governance Services; Finance & Corporate Services) at this moment in time?

- Master Vendor/Managed Service
- Neutral Vendor
- Preferred Supplier List

What model is used and when does this agreement expire?

8. Do you use any of the following model(s) to manage **recruitment** (for Legal & Governance Services; Finance & Corporate Services) at this moment in time?



7. Do you use any of the following model(s) to manage **permanent agency recruitment** (for Legal & Governance Services; Finance & Corporate Services) at this moment in time?

- Master Vendor/Managed Service
- Neutral Vendor
- Preferred Supplier List

What model is used and when does this agreement expire?

No model used.

8. Please confirm the number of staff members for Legal & Governance Services and Finance & Corporate Services departments and the split between **permanent members** of staff, temporary staff (fixed-term contracts) and **agency staff** in the below table for this moment in time:

	Legal & Governance Services	Finance & Corporate Services
Number of permanent staff	26	66
Number of temporary staff	2	4
Number of agency staff	4	0

9. Who are the top 5 agencies for agency spend (£) across Legal & Governance Services and what is the breakdown of their spend over the 23-24 financial year?

Only 4 used 23/24	£
Sellick Partnership Ltd	330,774
SOLACE In Business Ltd	148,023
Vivid Resourcing	100,486
Venn Group Recruitment	11,261
Total	590,543

- Master Vendor
- Neutral Vendor
- Preferred Supplier List

What model is used?

9. Please confirm the number of permanent members of staff, temporary staff (fixed-term contracts) and **agency staff** in the below table for this moment in time:

Number of permanent staff

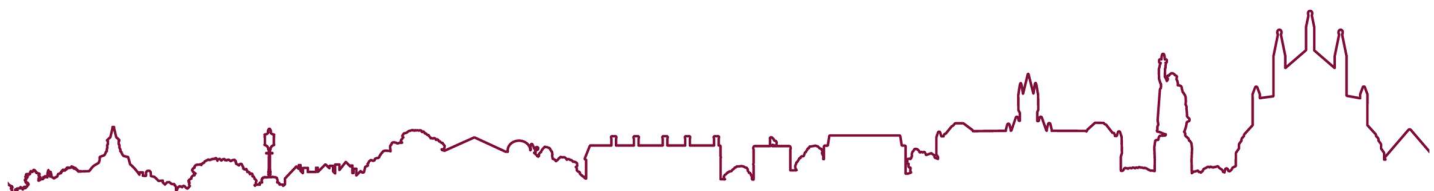
Number of temporary staff

Number of agency staff

11. Who are the top 5 agencies for agency spend (£) across Legal & Governance Services and what is the breakdown of their spend over the 23-24 financial year?

12. Who are the top 5 agencies for agency spend (£) across Finance & Corporate Services and what is the breakdown of their spend over the 23-24 financial year?

12. What framework is used for agency recruitment?



10. Who are the top 5 agencies for agency spend (£) across Finance & Corporate Services and what is the breakdown of their spend over the 23-24 financial year?

Only 2 used 23/24	£
Vivid Resourcing	33,475
Hays Specialist Recruitment Ltd	14,603
	48,078

11. What frameworks, if applicable, do you use for temporary and permanent agency recruitment?

No frameworks used

