

FOI REF:	14988
RESPONSE SENT:	10/12/2024

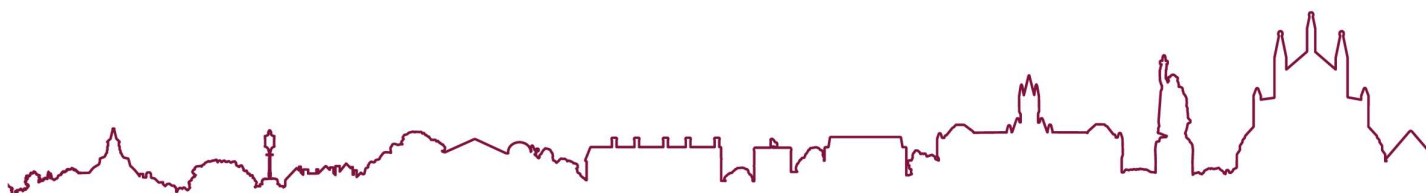
Request

This is a request under the Freedom of Information Act regarding the council's spending on consultancies. We seek this information to promote transparency and ensure public funds are spent effectively.

Please provide the following information, broken down by the financial years 2021/22, 2022/23, and 2023/24:

- 1. Total consultancy spending**
 - The total amount spent by the council on consultancy services for each financial year.
- 2. Breakdown by firm**
 - A breakdown by firm of consultancy payments made by the council in each financial year. If providing details for each firm exceeds the cost limit, please provide whatever information can be provided within the limit, such as by focusing on firms with total payments exceeding £10,000.
- 3. Council policy on consultancy payments**
 - A copy or summary of the council's policy, if one exists, regarding limits or guidelines on payments to external consultants, including rate caps or other criteria used to determine acceptable consultancy costs.
- 4. Highest individual consultancy payments**
 - The highest individual payments made to consultants. Please provide:
 - The largest total payment(s) made to an individual consultant or consultancy firm in each financial year.
 - The highest hourly or daily rate paid to an individual consultant or firm during each financial year. If feasible, please specify the context (such as the nature of the work or project) for these highest rates.

Definition: By "consultancy spending," we refer to payments made to organizations or individuals brought in to provide expert advice or support in implementing specific projects or initiatives.

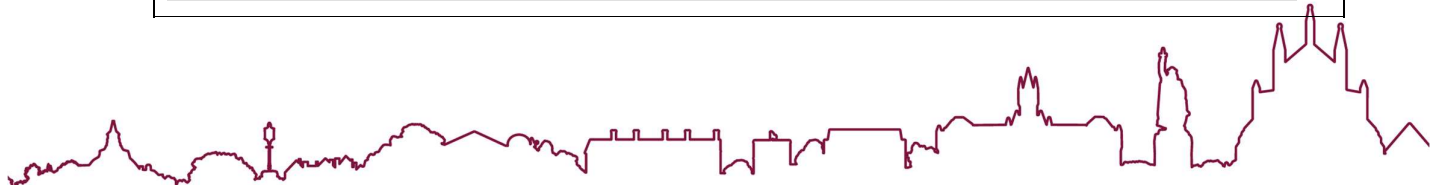


Response

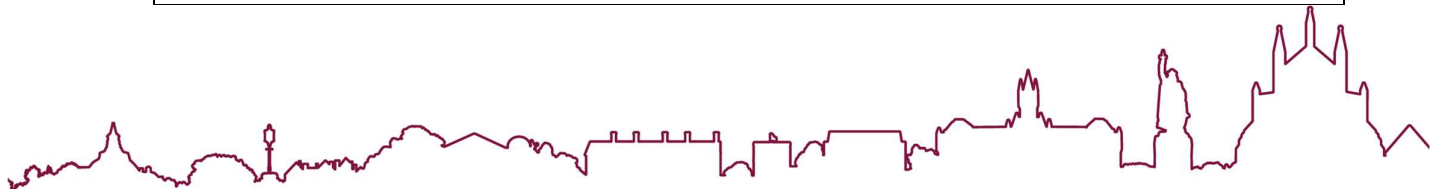
1. Total consultancy spending	2022	2023	2024	Grand Total
	1,184,300	1,536,700	687,923	3,408,923



2. Breakdown by firm	2022	2023	2024	Grand Total
Jack Barber- Cornerstone Barristers	-	-	26,227	26,227
11KBW Ltd - Solicitor Payments	-	9,458	-	9,458
31Ten Consulting	49,000	67,000	23,750	139,750
3Fox Holdings Ltd	58,350	16,885	-	75,235
Airey Consultancy Services Ltd	950	600	600	2,150
Amber Green Consulting Ltd	-	-	1,500	1,500
Antony Hodari Holdings Limited	-	17,000	-	17,000
ARCA	67,142	9,600	11,501	88,243
Arcadian Ecology & Consulting Ltd	1,037	-	-	1,037
Architecture plb	-	1,200	-	1,200
Ashley Pratt 39 Essex Chambers	-	4,950	-	4,950
Ashtead Park Chambers - Mr K Ishmael	-	22,704	4,029	26,733
Baker Ruff Hannon LLP	9,000	1,500	17,805	28,305
Banister Solutions	6,100	3,600	7,883	17,583
Baqus Group Plc	4,256	-	-	4,256
Barrell Tree Consultancy	2,915	3,615	-	6,530
Blake Morgan LLP	14,085	13,335	-	27,420
Boulter Mossman Ltd	-	275	-	275
Browne Jacobson LLP	103,290	170,501	104,721	378,512
Buildpass	-	2,380	-	2,380
Calfordseaden	2,160	-	5,000	7,160
Calfordseaden (health and safety) Limited	-	-	490	490
Capsticks Solicitors LLP	-	623	27,242	27,865
Carbon Footprint Ltd	-	3,200	3,375	6,575
Carter Jonas LLP	500	4,000	2,600	7,100
Chandler Hawkins	-	-	4,125	4,125
Citicentric Ltd	4,222	-	-	4,222
Clare Parry - Cornerstone Barristers	-	-	14,500	14,500
Cliffe-Roberts Chartered Surveyors	3,902	-	-	3,902
Cliffe-Roberts, Chartered Surveyors	2,964	-	-	2,964
CLS Energy (Consultancy) Ltd	15,000	-	-	15,000
Cornerstone Barristers - Robin Green	-	-	3,000	3,000
Cornerstone Barristers: Ruchi Parekh	14,975	-	-	14,975
Cushman and Wakefield LLP	-	10,000	-	10,000
DC Employment Solicitors	17,489	1,300	4,380	23,168
Dirk Daude Wastewater Consultancy Services	-	440	-	440
Dixon Searle Partnership Ltd	5,400	15,538	2,938	23,875
Douglas Edwards - FTB Chambers	63,311	1,850	2,625	67,786
Dr Amanda Lloyd	1,218	-	2,015	3,232
Elementa Consulting Limited	-	16,592	-	16,592
Ely Langley Greig	-	-	1,750	1,750
Erban Consulting Ltd	1,900	-	-	1,900
Esther Drabkin-Reiter FTB Chamber	6,013	8,850	-	14,863
Evoke Transport Planning Consultants Ltd	-	9,450	1,450	10,900
Francis Taylor Building	1,700	-	-	1,700
FTB Chambers - Andrew Fraser-Urquhart	18,275	63,875	10,675	92,825
Geo-Environmental Services Ltd	-	2,220	1,591	3,811
GEP Environmental Ltd	-	1,500	-	1,500
Gerald Eve LLP	-	23,902	-	23,902
Godfrey Town Scientific Consultancy	-	-	585	585
Greengauge Building Energy Consultants Ltd	-	-	3,500	3,500
Hampshire County Council	-	-	20,520	20,520
Herbert Smith Freehills LLP	7,455	55,784	39,997	103,236



High Street Solicitors Ltd	-	10,000	-	10,000
Housing Finance Specialists Ltd	-	12,400	9,413	21,813
Housing LIN Enterprises Ltd	-	-	10,750	10,750
Introba Consulting Limited	-	-	6,464	6,464
ITD Consultants	950	-	-	950
Jack Parker	-	2,088	33,034	35,123
JLL (Jones Lang LaSalle Limited)	350,499	412,585	5,355	768,439
Keating Chambers	2,310	-	-	2,310
Lambert Smith Hampton	-	5,064	26,183	31,247
Lambert Smith Hampton Group T/A IKON CONSULTA	-	12,500	-	12,500
Lambsqway Consulting of Cambridge Limited	-	-	19,600	19,600
Land Use Consultants (LUC) LTD	3,218	61,105	-	64,323
Louise Gill	38,925	27,525	8,650	75,100
Miles Phillips Property Consultants	-	-	2,500	2,500
Mr Ethu Crorie	313	5,583	-	5,896
Mr Matt Hutchings	49,095	21,825	-	70,920
Mr Matt Hutchings KC	-	2,800	525	3,325
Mr Peter Oldham KC	-	550	-	550
Mr Peter Oldham QC	474	2,200	-	2,674
Mr T Stanbrook	-	400	-	400
Municipal Agency Ltd	3,421	28,459	4,000	35,880
Natural England	-	-	2,970	2,970
NEC Software Solutions UK Limited	850	-	-	850
Nick Culhane Highway Consultant	450	1,490	850	2,790
N T Surveying Ltd	-	1,050	4,694	5,744
One Stop Conservation Ltd	-	1,856	-	1,856
Orchard Information Systems Ltd	231	1,640	1,155	3,026
Penningtons Manches LLP	-	410	1,789	2,199
Phoenix Software Ltd	9,500	4,725	4,000	18,225
PiPA Play Community Interest Company	-	-	350	350
Pope Consulting Ltd	3,500	-	14,045	17,545
PP Comms Ltd T/a Meeting Place	-	1,285	2,785	4,070
PP Comms Ltd t/a Meeting Place Communications	-	30,196	-	30,196
PSTAX	2,025	-	2,800	4,825
Public Sector Consultants	-	1,120	1,230	2,350
Pump Court Chambers - Naomi Gyane	6,150	-	-	6,150
QODA CONSULTING LTD	8,102	9,045	2,200	19,347
Redwood Consulting	15,000	103,674	69,500	188,174
Resolution Energy Ltd	850	1,312	1,750	3,912
Ridge and Partners LLP	11,659	24,715	20,357	56,731
Roger Farrall	-	400	-	400
Savills (UK) Limited London	-	-	1,500	1,500
Scott Planning	-	-	5,959	5,959
Scott White and Hookins LLP	-	-	3,529	3,529
Selway Joyce Ltd	59,430	10,135	1,125	70,690
SETAGREEMENTSOLICITORS SW1V 1PX	-	-	515	515
Sherlock Arboricultural Consultancy	-	6,971	-	6,971
South East Employers	650	5,413	-	6,063
Southern Planning Practice Ltd	14,516	-	-	14,516
Springhouse Solicitors Ltd	2,500	-	-	2,500
SPT Construction Consultancy Ltd	3,500	-	-	3,500
Stolle Surveys Ltd	2,842	-	-	2,842



Structural Waterproofing Design Consultants Ltd	-	-	3,880	3,880
Terra Firma Consultancy Ltd	17,531	2,400	-	19,931
The Rund Partnership	-	950	-	950
The Sports Consultancy Ltd	-	10,082	7,150	17,232
Thrive Operations Limited	-	-	4,988	4,988
Tony Langridge Consulting	4,569	15,285	28,738	48,591
Transparity Solutions Limited	2,125	-	-	2,125
Trinity Rose Ltd	500	-	-	500
Trowers & Hamlins LLP - total	-	13,500	11,600	25,100
Veale Wasbrough Vizards	38,216	2,120	8,847	49,183
Von Bradsky Enterprises Ltd	5,018	11,287	-	16,304
Walker Morris LLP	7,310	-	-	7,310
Welling Partnership	29,079	-	-	29,079
Welling Partnership LLP	6,386	37,633	2,771	46,790
Winchester Heritage and Planning Ltd	-	13,817	-	13,817
WSP UK Ltd	-	55,379	-	55,379
	1,184,300	1,536,700	687,923	3,408,923

3. Council policy on consultancy payments

The council do not have a specific policy on consultancy payments. To secure best value for the council, consultancy services are procured in accordance with the councils Contract Procedure Rules and where applicable the Public Contract Regulations 2015.

4. Highest individual consultancy payments

We do not hold information on hourly / daily rates.

	2022	2023	2024
ARCA	67,142		
Land Use Consultants (LUC) LTD		35,388	
Herbert Smith Freehills LLP			39,997

